

- Practise drawing a treble clef
- List 5 things you can do to look after your instrument.

1.
2.
3.
4.
5.

- Fill in the gaps:


CROTCHET SEMIBREVE QUAVER MINIM SEMI-QUAVER

CROTCHET REST

MINIM REST


SEMIBREVE REST

QUAVER REST




This is a

It is beat/s




This is a

It is beat/s




This is a

It is beat/s




This is a

It is beat/s




This is a

It is beat/s




This is a

It is beat/s




This is a

It is beat/s



This is a

It is beat/s



This is a

It is beat/s

- Write step by step guide to putting on my reed safely

.....

.....

.....

.....

.....

- Name the notes.

Remember: Every Good Boy Deserves Football | FACE in the Space



Name