

Steel Pans at Home [at Leeds ArtForms]

Lesson Three



By Victoria Jaquiss 13/5/20
 [Head of Steel Pans, teacher of steel pans,
 mixed percussion, and piano keyboards]

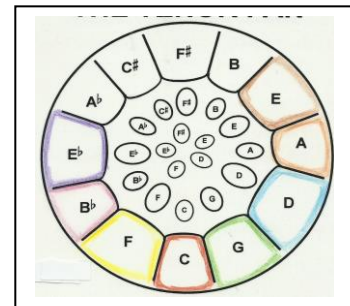
Note Naming [with sharps and flats]

1. Seven of the twelve different musical notes are named, in English, after the first seven letters of the alphabet. The other five are referred to as sharps and flats and use the seven letters and then add a sharp or a flat sign or both. It is tricky to explain. Look at these tables:

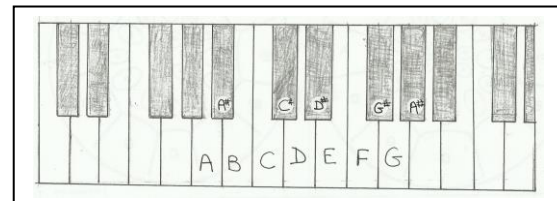
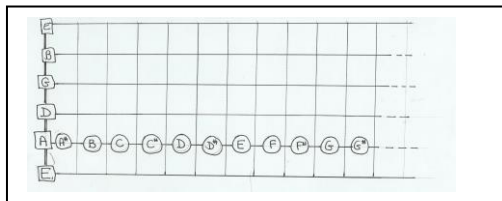
A	A [#]	B	C	C [#]	D	D [#]	E	F	F [#]	G	G [#]
---	----------------	---	---	----------------	---	----------------	---	---	----------------	---	----------------

A	B ^b	B	C	D ^b	D	E ^b	E	F	G ^b	G	A ^b
---	----------------	---	---	----------------	---	----------------	---	---	----------------	---	----------------

2. This is how these 12 notes look on a soprano [aka tenor] steel pan. The sharps and flats are all on the left - top hand side of the pan and they usually labelled as letter and sharp and flat signs. If you own your own pan, in time, you will rub the names off.



3. This where they are a RH [right-handed] guitar and on a keyboards. On a guitar the notes are just identical to look at, just increasingly smaller frets [spaces] as you go up in pitch [go higher in sound].



4. Here below is Sur le Pont. This song doesn't use an F in the melody, but an F sharp [F[#]] Try playing the melody. You can listen to it on **Play It At Home** on the Foxwood Panyard website

SUR LE PONT D'AVIGNON

French traditional

1 G	2 D⁷	3 G	4 D⁷
GGG ·	AAA ·	BCDG	F [#] GAD
5 G	6 D⁷	7 G	8 D⁷G
GGG ·	AAA ·	BCDG	AFG ~

CHORDS

G B D **D F[#] A C**

bass notes underlined

Songsheet design © Victoria Jaquiss 1990

*Foxwood Songsheets copied by
 permission of Victoria Jaquiss
 [from Foxwood Panyard]
 See and hear the songs played on Play It
 At Home
 [from Foxwood Panyard website]*