



Task 3: Worm, Spider & Caterpillar

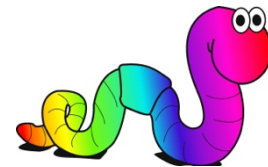
If you don't have a drum kit at home it doesn't mean you can't keep practicing and playing the drums! For this set of lessons all you will need is a pair of drum sticks and either a "practice pad" (can be bought online) or just a table with a tea towel on top!

Worm = crochet = 

Spider = 2 quaver = 

Caterpillar = 4 semi-quavers = 

Rest/Shh = crochet = 




Activity one:

- Play as evenly as possible using the words spider, worm and caterpillar to help with the rhythms
- On the score your right hand is shown as "R" and your left hand as "L"
- If your left hand is your strong hand simply swap over the "R" and "L" on the score (meaning R would become Left and L would become right)
- Each new bar will always start with your right hand

Concentrate on using the correct hand especially at the start of a new bar and play the whole thing 4 times!

R R L RLRL R R R L RLRL R R L RLRL R L RLRL R R L RLRL R

Activity two:

- Play as evenly as possible using the words spider, worm and caterpillar to help with the rhythms
- Again, make sure you follow the sticking and swap it round if you are left handed- sticking means what hand you use for each beat

Concentrate on using the correct hand especially at the start of a new bar and play the whole thing 4 times.

R RLRL R L RLRL R L RLRL R L R R R L RLRL R R L RLRL R L R



Activity three:

- Play as evenly as possible using the words spider, worm and caterpillar to help with the rhythms
- Again, make sure you follow the sticking and swap it round if you are left handed

Concentrate on using the correct hand especially at the start of a new bar and play the whole thing 4 times.

RLRL RLRL RLRL RLRL R L RLRL R R L R RLRL R R L RLRL R



Activity four:

- Play as evenly as possible using the words spider, worm and caterpillar to help with the rhythms
- Again, make sure you follow the sticking and swap it round if you are left handed
- This time there are **rets** or **shh** on these bits you stay quiet- the rest lasts for the same amount of time as a crochet (worm)

Concentrate on staying quiet during the rets/shh, try whispering worm so you know how long the rest last! Play the whole thing 4 times.



RLRL _ R L R R L _ RLRL R L RLRL _ R L R RLRL _ RLRL R



Activity five:

- This time try playing through all 4 parts together
- **HOWEVER** the sticking isn't shown on the part so you'll have to work it out yourself, if you struggle refer back to the pervious activities to help (each bar will always start with your right hand)

Concentrate on using the right hands and on staying quiet during the rests/shh! Play the whole thing 4 times.



Once you have done all this try playing activity five along to a song - for example you could play along to Uptown Funk by Mark Ronson!

